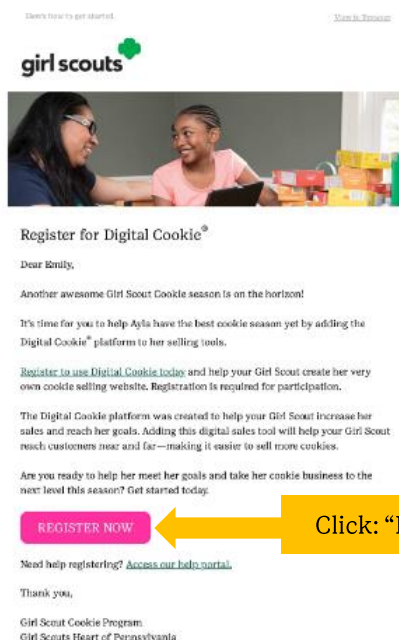


# Digital Cookie®

## Registering for Digital Cookie Parents/Girls Under 13

**Step 1:** Watch for your registration email\* from “Girl Scout Cookies” ([email@email.girlscouts.org](mailto:email@email.girlscouts.org)) with the subject “Register for the Digital Cookie Platform Today”. Your council will let you know the approximate date you can expect to see that email. Search your “Promotions/Clutter/Spam” folder too.

\*If you did not receive a registration email, see the “[No Registration Email](#)” Tip Sheet.

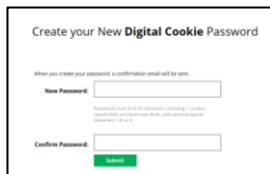


Be sure to add  
[email@email.girlscouts.org](mailto:email@email.girlscouts.org) to  
your address book so you get  
your email!

**Step 2:** In the email is a green button to take you to the Digital Cookie registration site. Simply click that button!

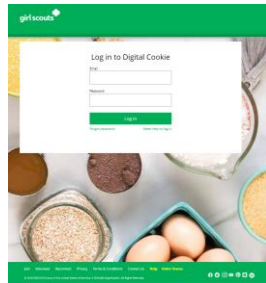
*(For best results, use the most recent version of your web browser)*

**Step 3:** Once you click the link you’ll be on the Digital Cookie platform. You’ll need to create a password.



# Digital Cookie®


**Step 4:** Use your new password to log in. Remember to use the same email address where you received your registration email—that's the one your Girl Scout Council has on file for you.



**Step 5:** When you first log in, you will have the “*Safe Selling for Smart Cookies*” safety video pop-up to watch and review with your Girl Scout(s). You can’t proceed any further until the full video has been viewed.



**Step 6:** Read and accept the Terms and Conditions agreement. Note, if you are a volunteer, you will first see an additional Terms and Conditions for Volunteers.



# Digital Cookie®

**Step 7:** Next, the “Girl Scout Safety Pledge” will appear. Be sure to read it to/with your Girl Scout(s). Then check the box for “accept” and click “continue.”



A Girl Scout must accept the Safety Pledge to participate in Digital Cookie. REQUIRED

### Digital Cookie

Girl Scouts Digital Cookie Pledge  
Effective July 30, 2014  
Updated August 10, 2022

Welcome to the Digital Cookie® program! This pledge (Digital Cookie Pledge) will tell you how you can participate in the Digital Cookie program.

The Digital Cookie program is an opportunity for you to create your own Digital Cookie site to help your customers see your cookie orders online. You will also be able to download the Digital Cookie mobile application which will enable you to access the Digital Cookie platform to process orders online via a smartphone and share the Digital Cookie Mobile App. You will also learn and practice the five business skills: goal setting, money management, people skills, decision-making, and business ethics in a modern digital setting. Your participation in the Digital Cookie program may be terminated if you do not follow the Girl Scout Pledge, to please read it carefully! You must agree to the Digital Cookie Pledge in order to participate in the Digital Cookie program.

I will keep safe online during my participation in the Digital Cookie program:

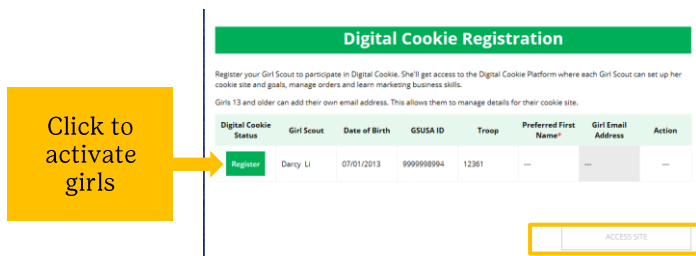
- I will interact with my parents or guardian and monitor my online activity.
- I understand the Computer Online Safety Policy.

I understand and acknowledge that if I do not comply with this Girl Scouts Digital Cookie Pledge in all ways, my participation in the Digital Cookie program may be terminated.

☐ I, Taylor Smith, accept the Digital Cookie Safety Pledge.

Cancel Continue

You will then be taken to a screen to activate your girl or girls for the Digital Cookie program and update their preferred name if necessary.



### Digital Cookie Registration

Register your Girl Scout to participate in Digital Cookie. She'll get access to the Digital Cookie Platform where each Girl Scout can set up her cookie site and goals, manage orders and learn marketing business skills.

Girls 13 and older can add their own email address. This allows them to manage details for their cookie site.

Digital Cookie Status	Girl Scout	Date of Birth	GSUSA ID	Troop	Preferred First Name*	Girl Email Address	Action
Register	Darcy Li	07/01/2013	9999998994	12361	---	---	---

ACCESS SITE

If the Girl Scout you are registering is 13 or older, you have the option to enter her email address and she will complete her own registration process. (See “[Site Registration--Girl 13 and Older](#)” Tip Sheet for instructions.) Girls under 13 will login in partnership with her caregiver and do not need a separate email address.

After activating all your girls (if you have multiple girls), you will click the “Access Site” button to be taken to the first girl’s home page.

**Step 8:** Once you have registered, watch your inbox for a registration confirmation email and save this email where you can find it during cookie season!

**Next Steps:** [Site Setup](#)  
[Marketing to Customers](#)