



Family Meeting Resource Kit

HEY, YOU AWESOME GIRL SCOUT LEADER!

Research shows that troops are more successful when families are involved and share the responsibilities. That's why we suggest you and your co-leader(s) have a family meeting each program year.

To help keep things simple, we've put together some resources for your first family meeting. Feel free to use any of these or create your own!

In this packet you'll find:

1. Tips for preparing for your first meeting
2. Sample Family Meeting Agenda
3. Communication Templates
4. Social Media Guidelines for Girl Scouts and Internet Safety Pledge
5. Sample Parent Interest Survey
6. Girl activity samples – make sure you have extra adults or older Girl Scouts to keep the girls busy during the meeting! You could also provide some simple art supplies, puzzles, or board games.

As a leader, you receive an email when a new member joins your troop. The new family does not, so we ask you to reach out and welcome each one. The internet is a great resource for inspiration! There are templates available for free or to purchase if you don't want to create your own.

Thanks for being a Girl Scout Superhero!

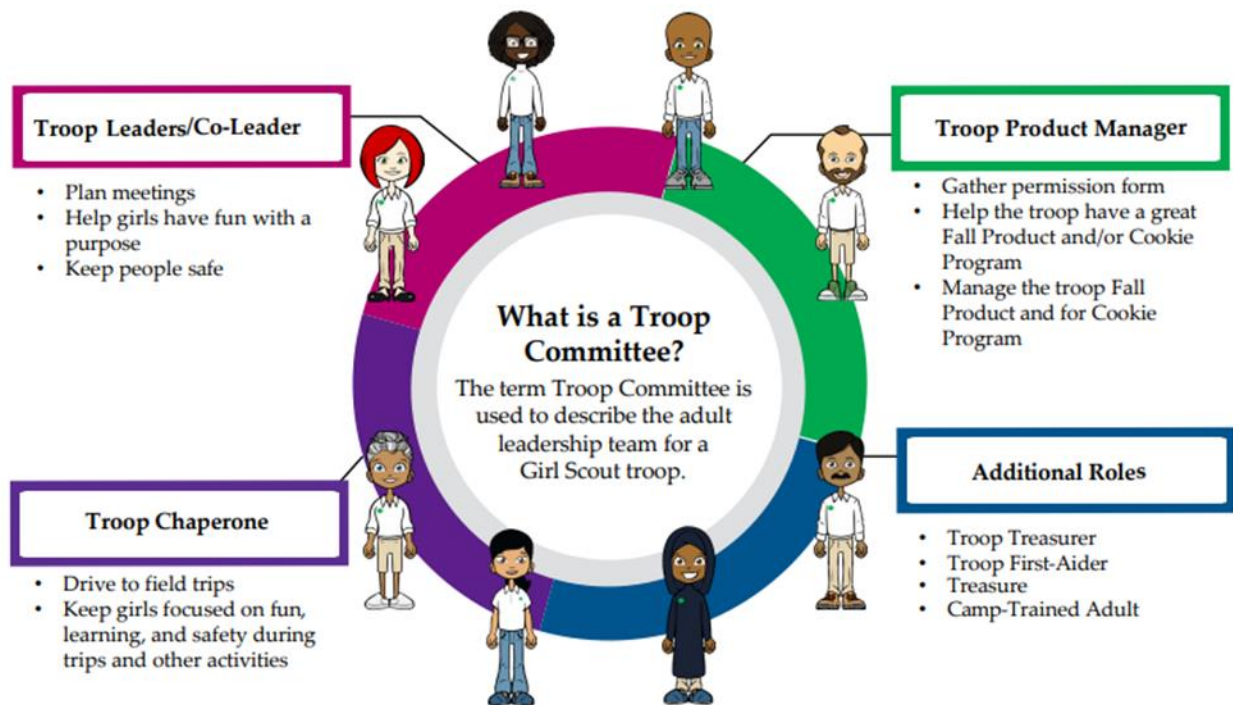
The GSEOK Volunteer Support Team

This guide is intended as a resource to help guide you through your first family meeting. You can use it digitally for reference, or you can choose to print the pages that are most useful to you.

Troop Support Roles

Adult support is vital to troop success!

Having supportive adults is a key part of the experience girls have in Girl Scouts. The leadership structure and distribution of duties will depend on troop size and can be customized based on skills, interests, and availability of the adults to best meet their needs and the needs of the girls.



Advantages to Organizing a Troop Committee:

1. Avoid burn-out. Sometimes leaders take on too much; reduce your stress by sharing the load.
2. Having approved adult volunteers in your troop helps you manage your time and meet activity/travel requirements.
3. Allows adults to give back to their community.
4. Adults get to spend meaningful time with their Girl Scout and strengthen family bonds.

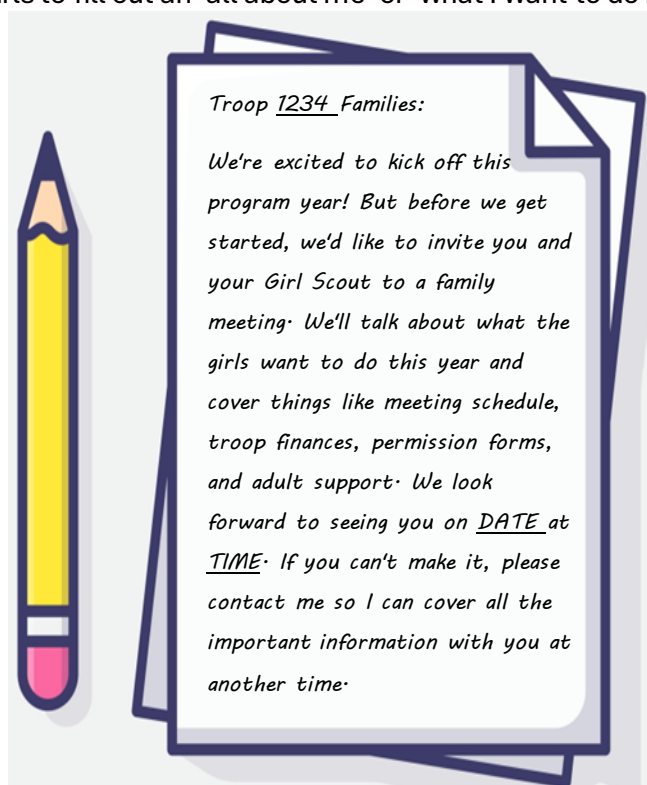
PREPARING FOR YOUR FIRST FAMILY MEETING

CHOOSE A MEETING DAY AND LOCATION

Make sure you select a time and location that will suit you and your families' needs. The meeting space should have enough room to accommodate families and their girls and should ideally be where you plan to have troop meetings. This will give the girls and families some familiarity with the location.

HAVE A GIRL ACTIVITY AVAILABLE

You can set aside a nearby area of the meeting space where girls can work on a quiet activity with some adult volunteers or older Girl Scouts while you meet with the families. (This would be a good time for the girls to fill out an 'all about me' or 'what I want to do in Girl Scouts' page!)



GATHER YOUR MATERIALS Some things you might want to take to your meeting are:

Meeting Agenda Having things written out can help your meeting go more smoothly.

Sign-In Sheet and Nametags This is a fantastic way to start getting to know the families.

Extra Forms Always be prepared!

Notepad Just in case you need to take notes, or they ask questions that you need to get answered at a later time.

SAMPLE MEETING AGENDA

WELCOME & INTRODUCTIONS

GIRL ACTIVITY – Guide the girls to the activity that you have planned

INTRODUCTIONS – Have each adult share their name and what they hope their girl will get out of Girl Scouting. Leader(s) can also share what they hope the troop will gain from the year. If you don't have a co-leader yet, explain the process of becoming a leader and that two leaders are required for each troop.

BRIEF OVERVIEW OF GIRL SCOUTS

COUCIL INFO – Our Council is Girl Scouts of Eastern Oklahoma (GSEOK).

GIRL-LED – Communicate that troops are girl-led, meaning the girls collectively decide, along with your guidance, what they will do as a troop. As they get older, they'll take on more leadership roles.

TROOP SPECIFICS

MEETING TIME, DAY, FREQUENCY, AND LOOCATION – There is no set requirement as to when or how frequently troops meet. In many cases, troops meet twice a month for 1-2 hours.

DUES – Determine beforehand whether the troop will collect dues from each family. Explain that the \$25 annual membership fee is for the national membership in GSUSA. Troop dues are an option to help the troop with meeting supplies, badges and patches, and field trip expenses.

PRODUCT PROGRAMS – These programs help girls learn a variety of essential life skills. They also provide opportunities for troops to earn proceeds to fund their Girl Scout experience.

UNIFORMS – Some leaders give parents a list of uniform components to purchase to get started, and some collect money from families and do all the uniform shopping at once – your choice! The girls also have a choice between a sash or a vest (vest or tunic

for Daisies), though some troops prefer all the girls have the same uniform. Don't forget, financial aid is available for uniforms, books, and memberships for qualifying families.

FAMILY INVOLVEMENT

ASK FOR HELP – Family support is essential for troop success. Families can transport girls to activities, chaperone field trips, bring snacks, share special talents, and assist at meetings. Remind them that any adult that has regular contact with the girls, drives/chaperones, or handles money must be a member and have an eligible background check.

PICK-UP ETIQUETTE – Remind families to please provide transportation to and from meetings in a timely manner.

TROOP COMMINCATION – Talk about how you plan to keep in touch with them about upcoming troop activities, dates, and reminders. Decide on a method of communication that will work best for everyone (email, phone, social media page, text, etc.). Have a conversation about safety and privacy if you decide to use social media.

REGISTRATION & FORMS

MEMBERSHIP REGISTRATION – Be prepared to help families complete membership registration for themselves and their girls. The quickest way to do this is online on a laptop or tablet.

COLLECT FORMS – Collect all completed forms, and keep track, so you can ensure no girl gets left out.

CLOSING

Answer any final questions families may have and thank them for coming and being involved. Be sure to remind them of the next troop meeting.

HOORAY, YOU DID IT!



SOCIAL MEDIA GUIDELINES FOR GIRL SCOUTS

Follow Girl Scouts of Eastern Oklahoma

Our council uses the handle **@gseastok** on all accounts.

- Facebook
- Instagram
- TikTok

Social Media and the Girl Scout Promise and Law

Be honest and fair.

Be transparent about your role as a Girl Scout volunteer when communicating about Girl Scouts online.

Be friendly, helpful, considerate, and caring.

Use social media to support fellow Girl Scout troops, volunteers, members, and staff.

Be courageous and strong.

Don't be afraid to speak up. If you see concerning behavior, contact customercare@gseok.org.

Be responsible for what you say and do.

Remember what you post online will be lasting. Even if you remove something, screenshots and website history records will likely still be visible.

Respect yourself and others.

Create boundaries for yourself around social media. Consider making your profiles and groups private and limit your screen time.

Respect authority.

If your actions on social media do not align with the Girl Scout Promise and Law, we reserve the right to take corrective action.

Use resources wisely.

Take care of the electronic devices you use to engage on social media. Make them last to help reduce the environmental and human tolls of manufacturing them.

Make the world a better place and be a sister to every Girl Scout.

Amplify the causes and voices you care about by sharing their content.

DOs & DON'Ts

Dos:

- Follow @gseastok to stay up to date with our events and activities!
- Tag @gseastok in your posts and stories and use hashtag #GirlScoutsEastOK.
- Capitalize the first letter of each word in hashtags to increase accessibility for people using screen readers.
- Set your profile to private. (Remember, your profile picture will still be visible.)
- Discuss online safety and encourage Girl Scouts to take the Internet Safety Pledge.
- Help your Girl Scouts earn the Digital Leadership badge.
- Teach Girl Scouts how to tell the difference between fake news and facts.
- Remember your online presence can reflect on the Girl Scout movement.

Don'ts:

- Don't share Girl Scouts full names online. First names only.
- Don't share personal addresses. Public addresses of events only.
- Don't use social media to attack fellow community members.
- Don't respond if contacted about Girl Scouts by the press or a public figure. Refer them to news@gseok.org.
- Don't post photos without adult permission. Girl Scout membership forms include permission for photos to be used for Girl Scout purposes.
- Most importantly, do not post any content that will cause harm – this includes derogatory statements about race, ethnicity, religion, gender, sexual orientation, disability, and other aspects of personal identities. Think before you post, and keep in mind that good intentions do not erase negative impact.

Facebook Groups

Best practices include:

- Designating two adults who can be responsible for managing the account.
- Giving your troop a descriptive and clear name (ex. Girl Scout Troop #XXXX).
- Creating a generic email address instead of using personal contact information (ex. girlscouttroopXXXX@yahoo.com).

Advertising & Product Sales

Do not sell advertising on your site or within your group, including banner ads, sponsored links, etc. The sale of advertising creates an implied relationship between Girl Scouts and the goods or services advertised and is not permitted. Girl Scouts and adults may post online alerting their communities about Product Program sales. Payments may not be taken online except via Digital Cookie. In the interest of safety, do not promote your Girl Scout's sale in social media groups where you do not know all members.

Branding, Trademarks, and Copyrights

Check out the GSUSA Copyrights and Trademarks page for more information about how to use Girl Scout branded materials. Do not use copyrighted designs, text, graphics, or symbols without permission from the copyright holder. Using the phrase "no copyright infringement is intended" (or similar wording) does not prevent infringement.

Questions?

Contact customercare@gseok.org.



Internet Safety Pledge

Girl Scout Internet Safety Pledge* for All Girl Scouts

- I will not give out personal information such as my address, telephone number(s), parent's/guardians' work address/telephone number(s), or the name and location of my school.
- I will tell an adult right away if I come across or receive any information that makes me feel uncomfortable.
- I will always follow the rules of Internet sites, including those rules that are based on age of use, parental approval and knowledge, and public laws.
- I will never agree to get together with someone I "meet" online without first checking with my parent/guardian. If my parent/guardian agree to a meeting, I will arrange it in a public place and bring a parent/guardian.
- I will never send a person my picture or anything else without first checking with parent/guardian.
- I will talk with my parent/guardian so that we can set up rules for going online. We will decide on the time of day that I can be online, the length of time that I can be online, and appropriate areas for me to visit. I will not access other areas or break these rules without their permission.
- I will follow all the Girl Scout Terms and Conditions related to Digital Cookie, as well as all internet safety guidelines related to all other Girl Scout product sales.
- I will always practice online etiquette (good manners) when online by:
 - o Not spamming others.
 - o Not bullying or tolerating bullying (and will always tell a trusted adult if this is a problem).
 - o Not using bad language.
- I will be guided by the Girl Scout Promise and Law in all that I do online.

Signed,

Girl Name _____ Date _____

Parent or Guardian _____ Date _____

*The GSUSA Online Safety Pledge is based upon the Online Safety Pledge developed by the [National Center for Missing and Exploited Children](#). (Revised August 2014)



Compromiso de Seguridad en Internet

Compromiso de Seguridad en Internet para todas las Girl Scouts*

- No le daré a nadie mis datos personales, como mi dirección y teléfono, ni la dirección del trabajo y teléfono de mis padres o tutor, ni el nombre y ubicación de mi escuela.
- Le avisaré de inmediato a un adulto si encuentro o recibo información que me haga sentir incómoda.
- Siempre seguiré las reglas de los sitios de internet, entre ellas las reglas sobre la edad de uso, la aprobación y conocimiento de los padres y las leyes públicas.
- Nunca aceptaré reunirme con nadie que haya conocido por internet sin antes decírselo a mis padres o tutor. Si mi mamá, papá o tutor me dan permiso de reunirme, lo haré en un lugar público y llevaré a uno de ellos.
- Nunca le enviaré a nadie una foto mía ni ninguna otra cosa sin el permiso de mis padres o tutor.
- Hablaré con mis padres o tutor para que pongamos reglas sobre mi conexión a internet. Decidiremos a qué hora puedo conectarme a internet, por cuánto tiempo y qué tipo de páginas puedo visitar. No entraré a otras áreas ni dejaré de cumplir estas reglas sin su permiso.
- Seguiré todos los términos y condiciones de Girl Scouts relacionados con **"Digital Cookie,"** así como todas las pautas de seguridad en internet relacionadas con todas las demás ventas de productos de Girl Scouts.
- Seguiré la "netiqueta" (buenos modales) en todo momento cuando esté en línea.
 - o No enviaré spam a otros.
 - o No molestaré a nadie ni toleraré el bullying (y siempre le avisaré a un adulto de confianza si alguien lo hace).
 - o No usaré palabras ofensivas.
- Me guiaré por la Promesa y la Ley de Girl Scouts en todo lo que hago en línea.

Firmado,

Mi nombre _____ Fecha _____

Mamá, papá o tutor _____ Fecha _____

*El Compromiso de seguridad en línea de GSUSA se basa en el Compromiso de seguridad en línea desarrollado por el Centro Nacional para Niños Desaparecidos y Explotados. (Revisado en agosto de 2014)



Parent Interest Survey

Our troop family will serve as our best resource in developing meaningful program activities for our girls. Please share a little bit about your interests, hobbies, or profession.

Our troop family will serve as our best resource in developing meaningful program activities for our girls. Please share a little bit about your interests, hobbies, or profession.

Name: _____

Girl: _____

Phone: _____

E-mail: _____

Certifications:

- ☐ Standard First Aid
- ☐ CPR for _____ Infant/Child
 _____ Adult
 _____ Basic Life Support
- ☐ Lifeguard
- ☐ Water Safety Instructor
- ☐ Licensed Driver
- ☐ Archery Instructor
- ☐ Troop Camping Certification

Other ways to help

My job, business or profession would be of interest to the girls:

I am affiliated with the following community groups:

- ☐ Lend a yard, playroom or kitchen for a meeting
- ☐ Provide a place to store troop equipment
- ☐ I could also help by: _____

Areas of special interest:

- ☐ Architecture
- ☐ Arts & Crafts
- ☐ Astronomy
- ☐ Audio Visual
- ☐ Auto Maintenance
- ☐ Bicycling
- ☐ Boating
- ☐ Bookkeeping
- ☐ Camping
- ☐ Career Planning
- ☐ Chemistry
- ☐ Child Care
- ☐ Community Service
- ☐ Computers
- ☐ Cooking/Nutrition
- ☐ Dental Health
- ☐ Dramatics
- ☐ Drawing/Painting
- ☐ Ecology
- ☐ Environmental Issues
- ☐ First Aid/Health & Safety
- ☐ Games
- ☐ Gardening
- ☐ Global Issues
- ☐ Health & Fitness
- ☐ Hiking
- ☐ Homemaking
- ☐ Horseback Riding
- ☐ Human Relation Skills
- ☐ Knitting/Crocheting
- ☐ Reading & Writing
- ☐ Mathematics
- ☐ Music/Singing
- ☐ Photography
- ☐ Sciences
- ☐ Sculpting
- ☐ Sewing
- ☐ Sports
- ☐ Swimming
- ☐ Woodworking
- ☐ Women's Issues
- ☐ _____
- ☐ _____



ALL ABOUT ME!

My name: _____



Birthday: _____


My troop # is: _____

I'm in _____ grade

Favorite food: _____



Favorite color: _____



My family: _____

Music: _____

Sport: _____

Hobbies: _____



Favorites

App: _____

TV show: _____

Movie: _____

Game: _____

Name: _____ Date: _____



GIRL SCOUT

Word Search

DIRECTIONS: Find and circle the vocabulary words in the grid. Look for them in all directions including backwards and diagonally.

M	S	E	I	S	I	A	D	T	S	E	N	O	H	L	P	D
C	Y	T	F	I	R	H	T	O	B	B	W	L	P	R	S	D
L	O	Q	G	O	Z	S	H	B	Z	Z	S	E	G	D	A	B
G	F	U	F	R	I	E	N	D	S	H	I	P	H	C	F	A
G	N	C	R	N	L	T	B	E	B	S	D	Y	M	O	T	C
V	C	I	G	T	K	O	R	G	E	B	N	H	R	M	S	K
B	A	I	R	T	E	S	U	I	W	J	A	L	O	M	G	P
T	N	Q	B	A	S	O	K	T	C	N	M	D	F	U	N	A
G	O	I	U	D	C	O	U	C	D	H	L	N	I	N	I	C
W	E	N	E	M	O	W	H	S	G	O	E	J	N	I	T	K
M	I	L	N	C	X	J	H	X	V	Y	O	E	U	T	E	I
C	N	E	L	S	U	A	X	U	M	B	W	R	R	Y	E	N
X	G	J	S	N	K	S	T	R	O	N	G	Z	S	F	M	G
H	V	S	I	E	L	B	I	S	N	O	P	S	E	R	U	S
V	Q	O	X	I	M	U	H	B	U	U	Z	D	R	Y	Q	L
T	R	Q	B	H	C	O	N	S	I	D	E	R	A	T	E	Q
S	F	A	R	N	S	X	C	O	U	R	A	G	E	O	U	S

BACKPACKING

BADGES

CANOEING

CARING

CHEERFUL

COMMUNITY

CONSIDERATE

COOKIES

COURAGEOUS

COURTEOUS

DAISIES

FRIENDSHIP

HANDSHAKE

HONEST

JUNIORS

MEETINGS

OUTDOORS

RESPONSIBLE

SINGING


STRONG

THRIFTY

UNIFORM


WOMEN

The Girl Scout Law



Keep
your
Promises

I will do my best to be
honest and fair,
friendly and helpful,
considerate and caring,
courageous and strong,
and responsible for what I say and do,
and to respect myself and others,
respect authority,
use resources wisely,
make the world a better place,
and be a sister to every Girl Scout.



AUTHORITY
CARING
CONSIDERATE
COURAGEOUS
FRIENDLY
GIRL SCOUTS
HONEST
RESOURCES
RESPECTFUL
RESPONSIBLE
SISTERS
STRONG
WISE

M	L	X	M	K	N	J	K	E	V	C	L	X	G	Y
I	I	R	U	Q	I	L	Q	R	O	M	U	H	N	A
K	R	V	L	L	J	R	M	N	C	K	F	Q	I	U
S	P	S	G	I	R	L	S	C	O	U	T	S	R	T
T	U	I	M	M	O	I	W	Z	W	E	C	A	A	H
R	G	O	H	F	D	D	J	U	J	W	E	T	C	O
F	E	Z	E	E	L	B	I	S	N	O	P	S	E	R
T	U	S	R	G	G	L	F	C	G	L	S	C	T	I
R	S	A	O	N	A	R	Z	F	N	B	E	B	O	T
E	T	E	O	U	I	R	O	N	P	U	R	L	S	Y
E	M	R	N	E	R	A	U	S	R	E	T	S	I	S
M	T	W	N	O	O	C	M	O	E	S	P	T	N	M
S	C	D	E	B	H	Y	E	U	C	D	Z	T	R	U
Q	L	H	U	O	F	I	V	S	H	W	I	S	E	Q
Y	H	N	P	V	R	P	D	H	N	O	L	P	A	P



artwork Laura Kelly Designs