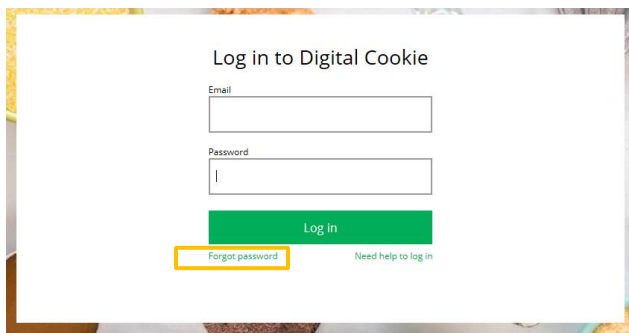


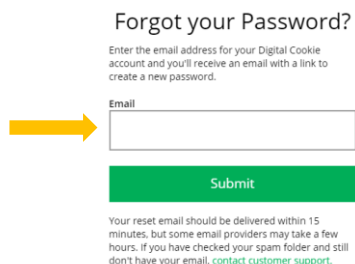
# Digital Cookie<sup>®</sup>

## Forgot Password/Reset Password

Step 1: Go to [digitalcookie.girlscouts.org](https://digitalcookie.girlscouts.org) and click the “Forgot password” link.

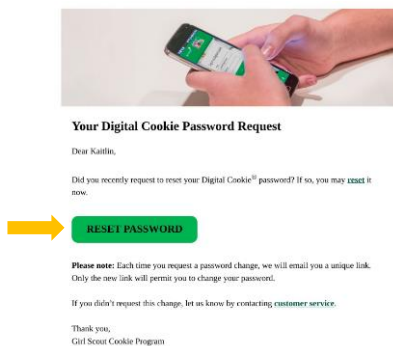


Step 2: Enter the email address associated with your Girl Scout’s Digital Cookie™ registration.



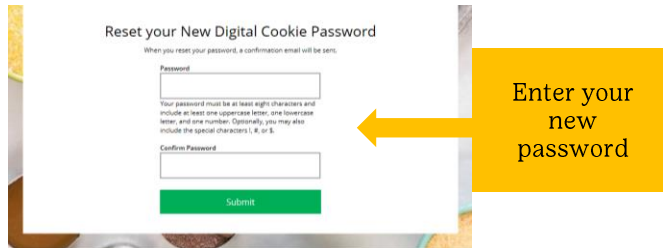
Step 3: You will be sent an email with the subject: “Your Digital Cookie password change” from “Girl Scout Cookies” ([email@email.girlscouts.org](mailto:email@email.girlscouts.org)) in about 15 minutes. Check your junk/spam/promotions if you don’t receive it and be sure to add [email@email.girlscouts.org](mailto:email@email.girlscouts.org) to your “safe sender” list. Click on the most recent email you received if you have requested multiples.

Open the email and click on the “Reset Password” link.

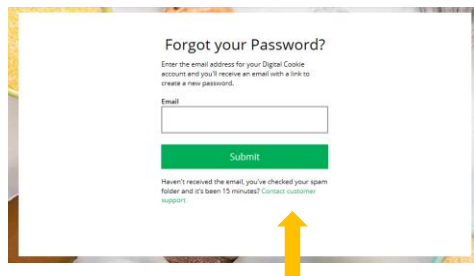


# Digital Cookie<sup>®</sup>

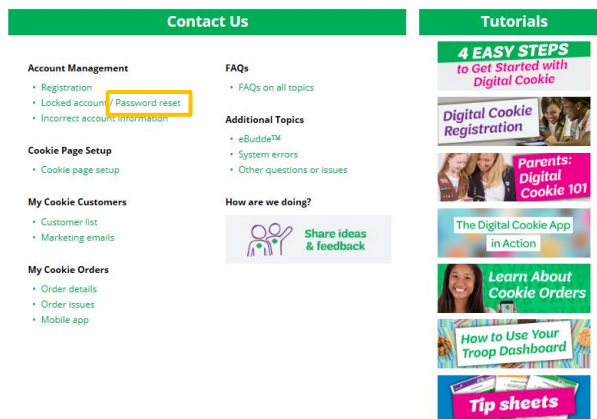
Step 4: You will be taken to a page to reset your password.



Step 5: If you do not receive an email to reset your password in 15 minutes, return to the login page in step 1 again, click “forgot password” and this time select “Contact Customer Support” to be taken to a customer service form.



Step 6: Select “Password Reset” to be complete information so we can assist you.



**NEXT STEPS:** [Site Registration](#)  
[Site Setup](#)